

SVSP.W2000S

PTZ Controller

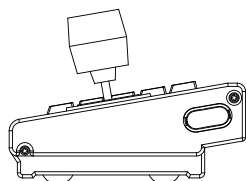
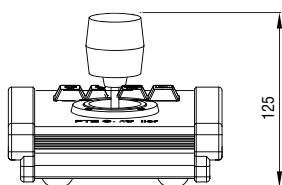
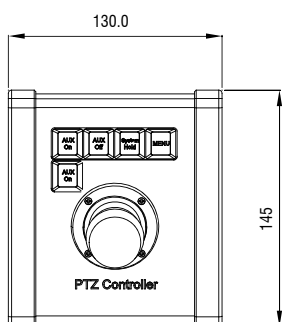


FEATURES

- Mini size PTZ controller
- IR On / OFF Button useful for IR PTZ cameras
- Fan & Heater ON/OFF function
- 3-Axis Joystick control of PTZ functions
- Preset position control (4 postions)
- Multiple protocol supported in each channel (Pelco D, WONWOO)
- Slave Keyboard support.

DIMENSIONS

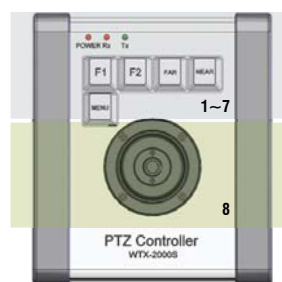
Unit : mm



SPECIFICATIONS

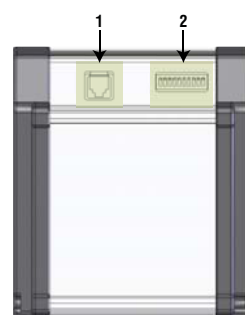
MODEL	SVSP.W2000S
Keyboard Communication	Interface : RS-485
	Operating distance : 4000ft (1.2km) on 24 AWG wire
	Protocol : Multiple (Pelco-D, DRX-502)
Connector Type Data	RJ-11 6-pin modular jack
Keyboard Button	5 pcs Keyboard buttons
	Camera function button(F1, F2, Focus Far/Near), Menu button
Joystick	Pan / Tilt zoom control, variable speed control
Input Voltage	DC 12V ±2V
Power Consumption	Max. 140mA
Operating Temperature	0°C ~ 45°C
Humidity	10% ~70% Non-condensing
Dimensions	130(W) x 125(H) x 145(D) mm
Weight	0.5kg

FUNCTIONS



1. Shows the communication status (Power, communication)
2. F1 : Tour Functional keys.
3. F2 : Pattern Functional keys.
4. 5. Near/Far Focus : used for setting Zoom camera focus.
6. Menu : Get into the dome menu(Press for 2 seconds)
7. Joystick : Control Pan, Tilt and Zoom In , Out
8. Joystick Button : Used to define the Presets

Camera IR LED ON / OFF Control
 IR On / OFF Switch
 - Press Joystick Button and F1
 White LED On / OFF Switch
 - Press Joystick Button and F1
 * On : Tele
 * OFF : wide
 For Auto setting Press Joystick button and F2



1. Communication Port : connect to PTZ port (cable).
2. Setting Switch : It used for setting address, bps and protocol setting.



- Tx Termination** ON/OFF
- Rx Termination** ON/OFF
- Baud Rates**
 - 2400 (BPS) : SW7(OFF), SW8(OFF)
 - 4800 (BPS) : SW7(ON), SW8(OFF)
 - 9600 (BPS) : SW7(OFF), SW8(ON)
 - 19200 (BPS) : SW7(ON), SW8(ON)